
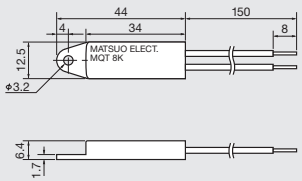

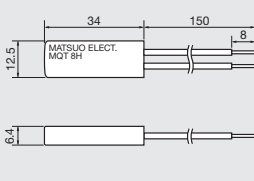
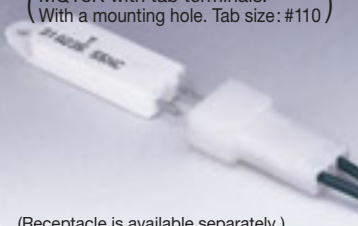
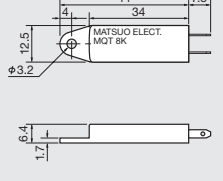

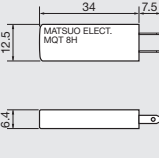

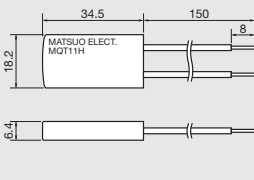

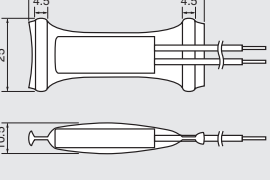


2 amp. Series (AC125V/2A, AC250V/1.3A) (DC12V/2A, DC24V/1.3A)

Each model is available in a double sealed construction.

<p>MQT8K (With a mounting hole Two lead wires)</p> 	 <p>Standard lead wires are AWM1015/AWG22 black, 150mm long.</p>	<p>Features:</p> <ol style="list-style-type: none"> 1) The most popular model in 2 Amp. Series. 2) Long life with a narrow differential at an amazingly low price. 3) Can be installed with only one screw. Most suitable model for sensing air temperature. <p>(See the page to the right for ratings and characteristics.)</p>
<p>MQT8H (No mounting hole Two lead wires)</p> 	 <p>Standard lead wires are AWM1015/AWG22 black, 150mm long.</p>	<p>Features:</p> <ol style="list-style-type: none"> 1) Suitable for a heating pad. 2) The same internal construction as MQT8K. <p>(See the page to the right for ratings and characteristics.)</p>
<p>MQT8KT (MQT8K with tab terminals. With a mounting hole. Tab size: #110)</p>  <p>(Receptacle is available separately.)</p>	 <p>The terminal is #110, Faston.</p>	<p>Features:</p> <ol style="list-style-type: none"> 1) Tab terminals attached to MQT8K. 2) Used for any length of wire. 3) A receptacle can be purchased with thermostat. <p>(See the page to the right for ratings and characteristics.)</p>
<p>MQT8HT (MQT8H with tab terminals. No mounting hole. Tab size: #110)</p>  <p>(Receptacle is available separately.)</p>	 <p>The terminal is #110, Faston.</p>	<p>Features:</p> <p>Application is the same as those of the MQT8KT.</p> <p>No mounting hole.</p> <p>(See the page to the right for ratings and characteristics.)</p>
<p>MQT11K (Fuse installed Two lead wires With a mounting hole C or D rank only)</p> <p>MQT11H (Fuse installed No mounting hole Two lead wires C or D rank only)</p> 	 <p>Standard lead wires are AWM1015/AWG22 black, 150mm long.</p>	<p>Features:</p> <ol style="list-style-type: none"> 1) Fail-safe construction with thermal fuse in series with thermostat. 2) Standard fuse temperature should be one of 76/102/115/130°C. 3) Choose fuse of temperature 25°C higher than the thermostat set temperature. <p>(See the page to the right for ratings and characteristics.)</p>
<p>MQT8H(DS) Double sealed construction</p> 	 <p>Standard lead wires are AWM1015/AWG22 black, 150mm long.</p>	<p>Features:</p> <p>By applying double sealing, the model is almost water tight. However, moisture seeping in due to capillarity from the tip of the lead wire cannot be prevented. Care must be taken not to wet the tip of the lead wire.</p> <p>(See the page to the right for ratings and characteristics.)</p>

2 amp. Series (AC125V/2A, AC250V/1.3A) (DC12V/2A, DC24V/1.3A)

Ratings and Characteristics:

Tolerance of Temperature Setting and Differential vs. Temperature Setting

Temperature Setting	-10°C~0°C	1°C~50°C	51°C~75°C	76°C~110°C
Setting Tolerance	(Standard)	±3°C	±3°C	±4°C
	(Special)	~ ±2°C	~ ±1.5°C	~ ±2°C
Differential	(Standard)	X=C(6.5°C), Y=B(4.5°C)	X=C(6.5°C), Y=B(4.5°C)	X=C(6.5°C), Y=B(4.5°C)
	(Special)	X=A·B·D, Y=A·C·D	X=A·B·D, Y=A·C·D	X=A·B·D, Y=A·C·D

Relation between Operating Voltage/Differential Rank and Contact Capacity (based on 100,000 operations)

Voltage / Current		Standard contact		Crossbar contact (small current application)	
		Differential rank	Current(unit power factor 1)	Differential rank	Current(unit power factor 1)
—	DC48V	A	50mA ~ 0.3A	A	1mA ~ 100mA
		B	50mA ~ 0.3A	B	
		C	50mA ~ 0.3A	C	
		D	50mA ~ 0.6A	D	
AC250V	DC24V	A	50mA ~ 0.6A	A	1mA ~ 100mA
		B	50mA ~ 0.9A	B	
		C	50mA ~ 1.3A	C	
		D	50mA ~ 1.3A	D	
AC125V	DC12V	A	50mA ~ 1A	A	1mA ~ 100mA
		B	50mA ~ 1.5A	B	
		C	50mA ~ 2A	C	
		D	50mA ~ 2A	D	

NOTE: 1. "2 Ampere series" represents the standard maximum current at AC125V.

2. A fluctuation by the unit power factor a half of the current at unit power factor by 0.75 power factor,

1/5 of the current at unit power factor by 0.4 power factor.

3. The spark killer might be required for a load in direct voltage.

Maximum operating voltage : AC250V max., DC48V max.

Temperature setting range : -10°C~110°C (tolerance/differential will change in the higher temp.)(see the above table)

Differential : rank A 3 ± 1 (2~4)
rank B4.5 ± 1.5 (3~6)
rank C6.5 ± 1.5 (5~8)
rank D 10 ± 2 (8~12)

Contact configuration : 1b (X), or 1a(Y)

Operating temperature range : -30°C~105°C (standard), -30°C~125°C (special) (no icing, no condensing)
(use within 60 degrees above the set temperature.)

Temperature setting tolerance : Standard tolerance for temperature up to 50°C is ±3(see the above table)

Insulation resistance : 100MΩ or more

Contact resistance : 30mΩ or less (lead wire resistance not included)

Voltage tolerance : AC2000V for 2sec.(600V for 1minute between contacts)

Vibration tolerance : Selected from JIS·C·0911-1984
Constant vibration; 50Hz fixed/0.2mm fixed (1G)
Sweep vibration; 10~55Hz/0.35mm fixed (0.1~2.2G)
Withstands 2 hour each in directions X, Y and Z.

Impact tolerance : No damage when dropped three times from the height of 40cm onto a concrete floor (about 70G).
No damage for double sealed model when dropped three times from the height of 1m onto a concrete floor (about 240G).
Withstands substantial impact after being put in a package or mounted in equipment.

Life : 2 million mechanical operations, 100,000 electrical operations at rated load. (see page 15 for details.)

Handling precautions : The thermostat withstands vibration and impact applied along Y and Z axis, but does not tolerate impact from X direction.
(see page 12.)It is recommended that the thermostats be installed to minimize stresses applied along the X axis.

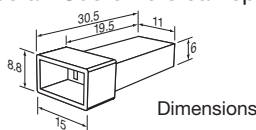
NOTE: "2 Ampere" refers to the value for C rank products at AC125V/DC12V.

Please note that the contact capacity of A and B rank products is a little smaller than 2A.

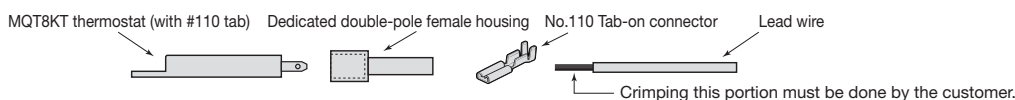
Tab Terminals Type

Thermostat provided with #110 tabs to be connected to the dedicated double-pole receptacles.

The problem of the previous type with lead wires was that the required length of wire could not be provided. (standard lead wire was 150mm long only.) We solved this problem with revolutionary tab terminals type thermostat. Customers can specify any length.



● The connection of required length of lead wire to female housing must be done by the customer.



NOTE : #110 tab on connector can be crimped automatically since the supply will be by the reel.